



REFERENCE NUMBER: HMT-0102-00-E

SUBJECT: Recall #32 P Series Operator's Manual v3.1, Manual Storage, Capacity Chart and Wall Tie Chart stickers

EFFECTIVE DATE: October 15th, 2005

APPLICABLE SERIES: P

APPLICABLE SERIAL NUMBERS: PU0001 to PU0200

Operator's manuals included with units shipped out prior to this recall are not complete and must be recalled. All P Series Operator's manuals prior to version 3.1 must be replaced. This latest version (v 3.1) contains more detailed and accurate information. Also included in the present recall are panels displaying the capacity chart sticker and the wall tie schedule as required by OSHA regulation. This recall also includes a waterproof storage container for the Operator's manual. Failure to perform this recall could result in serious injuries or death.

This recall can be performed as follows:

1- For all P Series motorized units with serial # PU0001 to PU0104

- Aluminum panel displaying the capacity chart and the wall tie schedule sticker must be installed on the guardrail.
- The Operator's manual storage container including version 3.1 of the manual must be installed on the motorized unit.
- Recuperate old Operator's manuals prior to version 3.1.
- Fill recall completion form and send it back Hydro Mobile's offices.

2- For all P Series motorized units with serial # PU0105 to PU0200

- The Operator manual storage container including version 3.1 of the manual must be installed.
- The wall tie chart sticker on the aluminum panel must be replaced with the new version 2.
- Recuperate old Operator's manuals prior to version 3.1.
- Fill recall completion form and send it back Hydro Mobile's offices.

During this recall, Hydro Mobile distributors must recuperate all Operator's manuals prior to version 3.1 and have them available for their regional manager to pick up. The Recall Completion form must be filled out and returned to Hydro Mobile offices. The procedure and material pertaining to the recall are attached herein.

Upon additional request, Hydro Mobile will provide the material to perform the recall on other P Series motorized units for every unit serial number submitted. Hydro Mobile will also credit ¼ hour at our regular warranty rate of 50\$/hour of labor for each retrofitted P Series motorized unit upon return of the **Recall Completion** form. Note that travel time expenses will not be subject to reimbursement. Hydro Mobile will issue a one-time credit once all units have been retrofitted and all Recall Completion forms have been returned to Hydro Mobile's Canadian offices.

We truly regret any inconvenience this situation may have caused. We would appreciate any comments or questions you may have regarding this recall. Our Customer Service representatives can be reached toll free at 1-888-484-9376.

Installation Procedure

Part required for recall:

- **For P Series motorized units with serial # PU0001 to PU0104**
 - 1x aluminium panel with sticker kit part # 30002100-k-01000-0
 - 1x Operator's manual kit with storage container part # 30019500-k-01000-4
- **For P Series motorized units with serial # PU0105 to PU0200**
 - 1x Operator manual kit with storage container part # 30019500-k-01000-4
 - 1x wall tie schedule sticker version 2 part # A08000000-0030

Tools required for installation:


- Cordless drill with #2 Robertson (square) bit.
- Regular (flat) screw driver.

Installation procedure for the aluminum panel (capacity chart sticker):

The plate will have to be bolted on by the customer on the back guardrail of the P Series extension platform. Install the aluminum plate outside of the guardrail as shown hereafter with 5x self-tapping screws. The plate must be installed so the chart is facing inward and the Hydro Mobile logo facing outward.



Hydro-Mobile logo on outside of guardrail



Self-Tapping screws

Procedure for the installation of version 2 of the wall tie schedule sticker

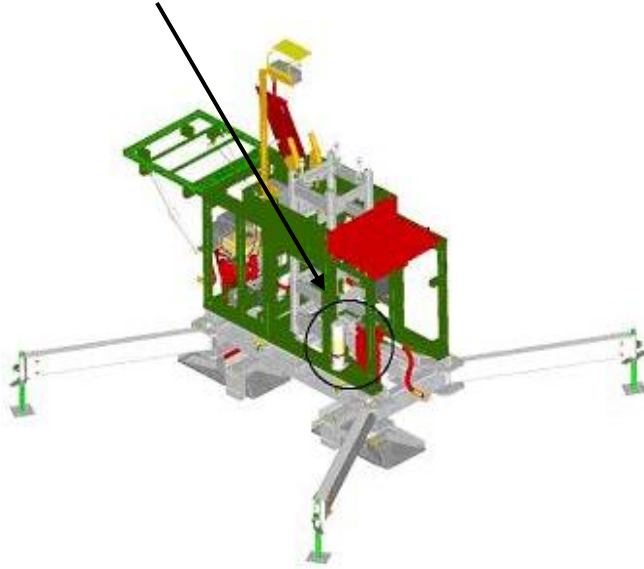
On P Series motorized units already equipped with an aluminum panel, paste the new version #2 wall tie schedule sticker on top of the old one.

Procedure for the installation of the Operator's manual storage container :


The Operator's manual storage container attachment bracket will have to be mounted on the 4x2 rectangular tube as shown on the picture below with 4 self-tapping screws. Then, use the clamp to

fix the container in place. Replace any older version of the manual with version 3.1 of the Operator's manual. Recuperate old version of Operator's manual.

Location of toolbox on power unit



Position Toolbox bracket 1 1/2" from the bottom tube and fasten using 4 self tapping screw supplied.



1 1/2"

Install Toolbox tube on bracket using hose clamp

OBJECT OF RECALL: P Series Operator's Manual v3.1, Manual storage, Capacity Chart and Wall tie chart stickers

This confirms that the P Series Operator's Manual v3.1, Manual storage Capacity Chart and Wall tie chart stickers recall has been performed on the following motorized unit:

P Series unit serial number **P-** _____

Date _____

Distributor _____

Unit owner _____

Recall performed by _____

	Yes	No
Operators manual storage has been installed	<input type="checkbox"/>	<input type="checkbox"/>
Aluminum panel has been installed	<input type="checkbox"/>	<input type="checkbox"/>
New wall tie schedule sticker has been installed	<input type="checkbox"/>	<input type="checkbox"/>
Old version of Operator's Manual has been recuperated	<input type="checkbox"/>	<input type="checkbox"/>

NOTE: This Recall Completion form must be filled out and returned to Hydro Mobile offices.



RECALL

To: Distributor Network
Cc: Regional Managers & Marketing Department
From: R&D and Engineering Department
Date: December 19th-2005
No : Recall #32
Re: **P Series Operator's Manual v3.1, Manual Storage, Capacity Chart and Wall Tie Chart stickers**

Operator's manuals included with units shipped out prior to this recall are not complete and must be recalled. All P Series Operator's manuals prior to version 3.1 must be replaced. This latest version (v 3.1) contains more detailed and accurate information. Also included in the present recall are panels displaying the capacity chart sticker and the wall tie schedule as required by OSHA regulation. This recall also includes a waterproof storage container for the Operator's manual. Failure to perform this recall could result in serious injuries or death.

This recall can be performed as follows:

1- For all P Series motorized units with serial # PU0001 to PU0104

- Aluminum panel displaying the capacity chart and the wall tie schedule sticker must be installed on the guardrail.
- The Operator's manual storage container including version 3.1 of the manual must be installed on the motorized unit.
- Recuperate old Operator's manuals prior to version 3.1.
- Fill recall completion form and send it back Hydro Mobile offices.

2- For all P Series motorized units with serial # PU0105 to PU0200

- The Operator manual storage container including version 3.1 of the manual must be installed.
- The wall tie chart sticker on the aluminum panel must be replaced with the new version 2.
- Recuperate old Operator's manuals prior to version 3.1.
- Fill recall completion form and send it back Hydro Mobile offices.



During this recall, Hydro Mobile distributors must recuperate all Operator's manuals prior to version 3.1 and have them available for their regional manager to pick up. The Recall Completion form must be filled out and returned to Hydro Mobile offices. The procedure and material pertaining to the recall are attached herein.

Upon additional request, Hydro Mobile will provide the material to perform the recall on other P Series motorized units for every unit serial number submitted. Hydro Mobile will also credit ¼ hour at our regular warranty rate of 50\$/hour of labor for each retrofitted P Series motorized unit upon return of the **Recall Completion** form. Note that travel time expenses will not be subject to reimbursement. Hydro Mobile will issue a one-time credit once all units have been retrofitted and all Recall Completion forms have been returned to Hydro Mobile's Canadian offices.

We truly regret any inconvenience this situation may have caused. We would appreciate any comments or questions you may have regarding this recall. Our Customer Service representatives can be reached toll free at 1-888-484-9376.

Installation Procedure

Parts required for recall:

- **For P Series motorized units with serial # PU0001 to PU0104**
 - 1x aluminium panel with sticker kit part # 30002100-k-01000-0
 - 1x Operator's manual kit with storage container part # 30019500-k-01000-4

- **For P Series motorized units with serial # PU0105 to PU0200**
 - 1x Operator's manual kit with storage container part # 30019500-k-01000-4
 - 1x wall tie schedule sticker version 2 part # A08000000-0030

Tools required for installation:


- Cordless drill with #2 Robertson (square) bit.
- Regular (flat) screwdriver.

Installation procedure for the aluminum panel (capacity chart sticker):

The plate will have to be bolted on the back guardrail of the P Series extension platform. Install the aluminum plate outside of the guardrail as shown hereafter with 5x self-tapping screws. The plate must be installed so the chart is facing inward and the Hydro Mobile logo facing outward.



Hydro Mobile logo on outside of guardrail



Self-tapping screws

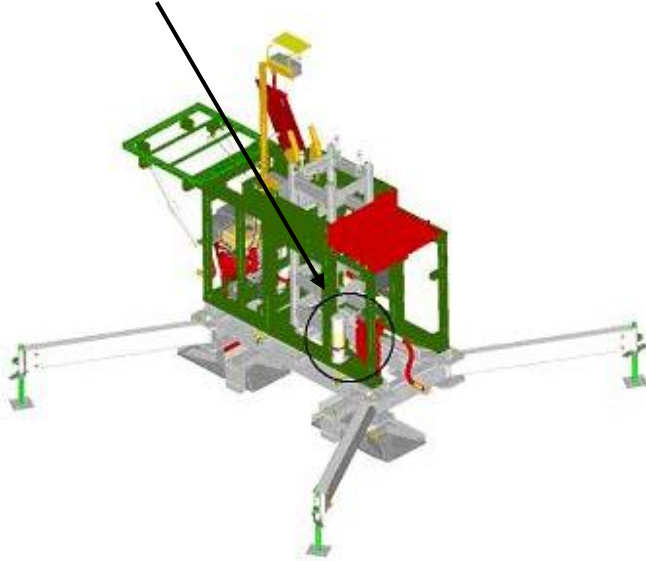
Procedure for the installation of version 2 of the wall tie schedule sticker

On P Series motorized units already equipped with an aluminum panel, paste the new version #2 wall tie schedule sticker on top of the old one.


Procedure for the installation of the Operator's manual storage container-:

The Operator's manual storage container attachment bracket will have to be mounted on the 4x2 rectangular tube as shown on the picture below with 4 self-tapping screws. Then, use the clamp to fix the container in place. Replace any older version of the manual with version 3.1 of the Operator's manual. Recuperate old version of Operator's manual.


Location of manual storage container on motorized unit



| Position manual storage container bracket -1 1/2" from bottom tube and fasten using 4 self tapping screws supplied.



Install manual storage container on bracket using hose clamp





To: Distributors' Network
From: R&D and Engineering Department
CC: Regional Managers and Marketing Department

RECALL NO.: 32

Date: May 5th 2006

Subject: **Second notice for P Series Operator's Manual v3.1, Manual Storage, Capacity Chart and Wall Tie Chart stickers**

This is a second notice to remind you that this recall is very important and must be performed right away. Please note that you must return the recall completion form in order to confirm that this recall has been performed. All parts to perform this recall have been sent to distributor in December 2005.

Operator's manuals included with units shipped out prior to this recall are not complete and must be recalled. All P Series Operator's manuals prior to version 3.1 must be replaced. This latest version (v 3.1) contains more detailed and accurate information. Also included in the present recall are panels displaying the capacity chart sticker and the wall tie schedule as required by OSHA regulation. This recall also includes a waterproof storage container for the Operator's manual. Failure to perform this recall could result in serious injuries or death.

This recall can be performed as follows:

1- For all P Series motorized units with serial # PU0001 to PU0104

- Aluminum panel displaying the capacity chart and the wall tie schedule sticker must be installed on the guardrail.
- The Operator's manual storage container including version 3.1 of the manual must be installed on the motorized unit.
- Recuperate old Operator's manuals prior to version 3.1.
- Fill recall completion form and send it back Hydro Mobile offices.

2- For all P Series motorized units with serial # PU0105 to PU0200

- The Operator manual storage container including version 3.1 of the manual must be installed.
- The wall tie chart sticker on the aluminum panel must be replaced with the new version 2.
- Recuperate old Operator's manuals prior to version 3.1.
- Fill recall completion form and send it back Hydro Mobile offices.



During this recall, Hydro Mobile distributors must recuperate all Operator's manuals prior to version 3.1 and have them available for their regional manager to pick up. The Recall Completion form must be filled out and returned to Hydro Mobile offices. The procedure and material pertaining to the recall are attached herein.

Upon additional request, Hydro Mobile will provide the material to perform the recall on other P Series motorized units for every unit serial number submitted. Hydro Mobile will also credit ¼ hour at our regular warranty rate of 50\$/hour of labor for each retrofitted P Series motorized unit upon return of the **Recall Completion** form. Note that travel time expenses will not be subject to reimbursement. Hydro Mobile will issue a one-time credit once all units have been retrofitted and all Recall Completion forms have been returned to Hydro Mobile's Canadian offices.

We truly regret any inconvenience this situation may have caused. We would appreciate any comments or questions you may have regarding this recall. Our Customer Service representatives can be reached toll free at 1-888-484-9376.



To: Distributors' Network
From: R&D and Engineering Department
CC: Regional Managers and Marketing Department
Date: July 13th 2007
Subject: **Final notice for P Series Operator's Manual v3.1, Manual Storage, Capacity Chart and Wall Tie Chart stickers**

This is the third notice to remind you that this recall is very important and must have been performed by now. Please note that you must return the recall completion form in order to confirm that this recall has been performed. All the parts to perform this recall have been sent to distributors in December 2005.

For this recall to be eligible for a labor reimbursement, all Recall Completion forms must be returned to Hydro Mobile offices before August 15th 2007.

Problem description

Operator's manuals included with units shipped out prior to this recall are not complete and must be recalled. All P Series Operator's manuals prior to version 3.1 must be replaced. This latest version (v 3.1) contains more detailed and accurate information. Also included in the present recall are panels displaying the capacity chart sticker and the wall tie schedule as required by OSHA regulation. This recall also includes a waterproof storage container for the Operator's manual. Failure to perform this recall could result in serious injuries or death.

This recall can be performed as follows:

1- For all P Series motorized units with serial # PU0001 to PU0104

- Aluminum panel displaying the capacity chart and the wall tie schedule sticker must be installed on the guardrail.
- The Operator's manual storage container including version 3.1 of the manual must be installed on the motorized unit.
- Recuperate old Operator's manuals prior to version 3.1.
- Fill recall completion form and send it back Hydro Mobile offices.

2- For all P Series motorized units with serial # PU0105 to PU0200

- The Operator manual storage container including version 3.1 of the manual must be installed.
- The wall tie chart sticker on the aluminum panel must be replaced with the new version 2.
- Recuperate old Operator's manuals prior to version 3.1.
- Fill recall completion form and send it back Hydro Mobile offices.




During this recall, Hydro Mobile distributors must recuperate all Operator's manuals prior to version 3.1 and have them available for their regional manager to pick up. The Recall Completion form must be filled out and returned to Hydro Mobile offices.

Upon additional request, Hydro Mobile will provide the material to perform the recall on other P Series motorized units for every unit serial number submitted. Hydro Mobile will also credit ¼ hour at our regular warranty rate of 50\$/hour of labor for each retrofitted P Series motorized unit upon return of the **Recall Completion** form before December 1st 2006. Note that travel time expenses will not be subject to reimbursement. Hydro Mobile will issue a one-time credit once all units have been retrofitted and all Recall Completion forms have been returned to Hydro Mobile's Canadian offices.

We truly regret any inconvenience this situation may have caused. We would appreciate any comments or questions you may have regarding this recall. Our Customer Service representatives can be reached toll free at 1-888-484-9376.









ПН\АС\АН
ТУ СТР\АН 111122

72

нзН
СП-08-02

1
2
3
4
5
6
7
8
9
10
11
12
13
14
15
16
17
18
19
20
21
22
23
24
25
26
27
28
29
30
31
32
33
34
35
36
37
38
39
40
41
42
43
44
45
46
47
48
49
50
51
52
53
54
55
56
57
58
59
60
61
62
63
64
65
66
67
68
69
70
71
72
73
74
75
76
77
78
79
80
81
82
83
84
85
86
87
88
89
90
91
92
93
94
95
96
97
98
99
100





HYDRO MOBILE

1.888.484.9376





HYDRO MOBILE

1.888.484.9376



HYDRO MOBILE


1.888.484.9376





HYDRO MOBILE

1.888.484.9376



HYDRO MOBILE

1.888.484.9376







ПРАВЛАН ДОНАТ ТУ СТРАН ЧИСТА

22

20-08-02
22

1
2
3
4
5
6
7
8
9
10
11
12
13
14
15
16
17
18
19
20
21
22
23
24
25
26
27
28
29
30
31
32
33
34
35
36
37
38
39
40
41
42
43
44
45
46
47
48
49
50
51
52
53
54
55
56
57
58
59
60
61
62
63
64
65
66
67
68
69
70
71
72
73
74
75
76
77
78
79
80
81
82
83
84
85
86
87
88
89
90
91
92
93
94
95
96
97
98
99
100



НАУ ТН СІРАП-АМРІА



Operator's
manual casing

Clamp 3-4 inches

